Flangia tipo "A" per azionamenti diretti

OPTIONAL

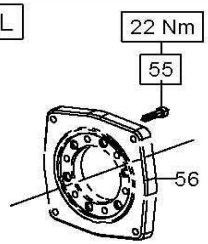


Campana e Giunto per accoppiamenti a motori idraulici SAE C

OPTIONAL

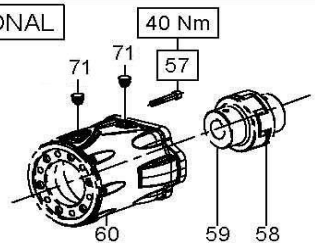


Presa di forza ausiliare su lato opposto azionamento

OPTIONAL

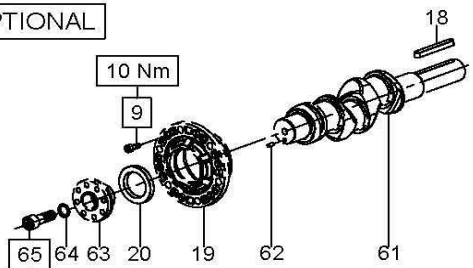


145 Nm — Fissare con Loctite 243 colore BLU Cod. 12006400

Sistema Flussaggio tenute

OPTIONAL

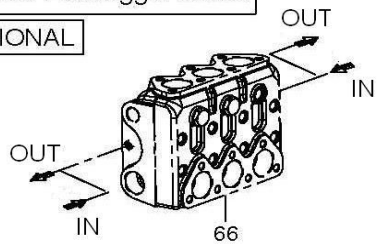


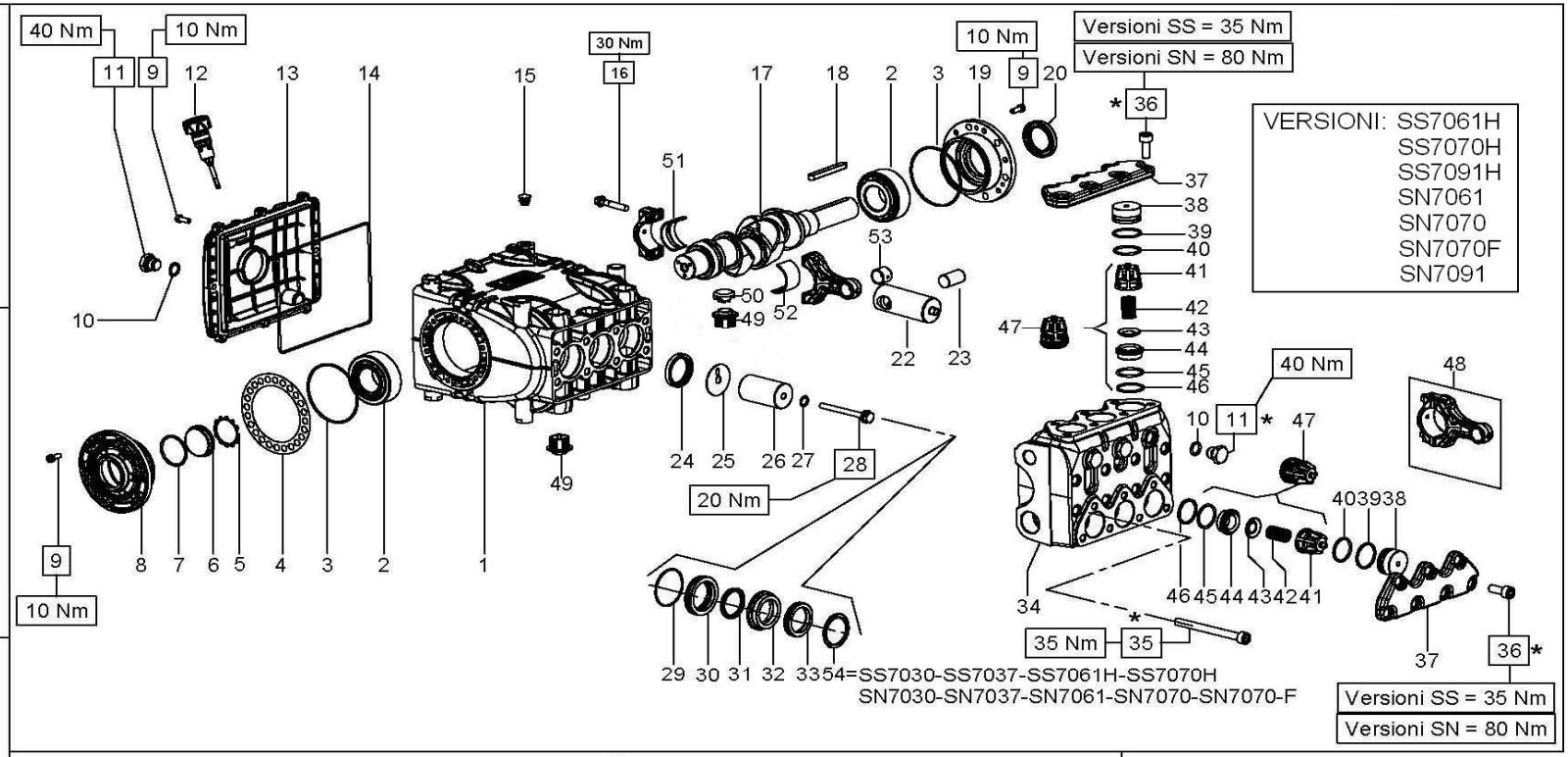


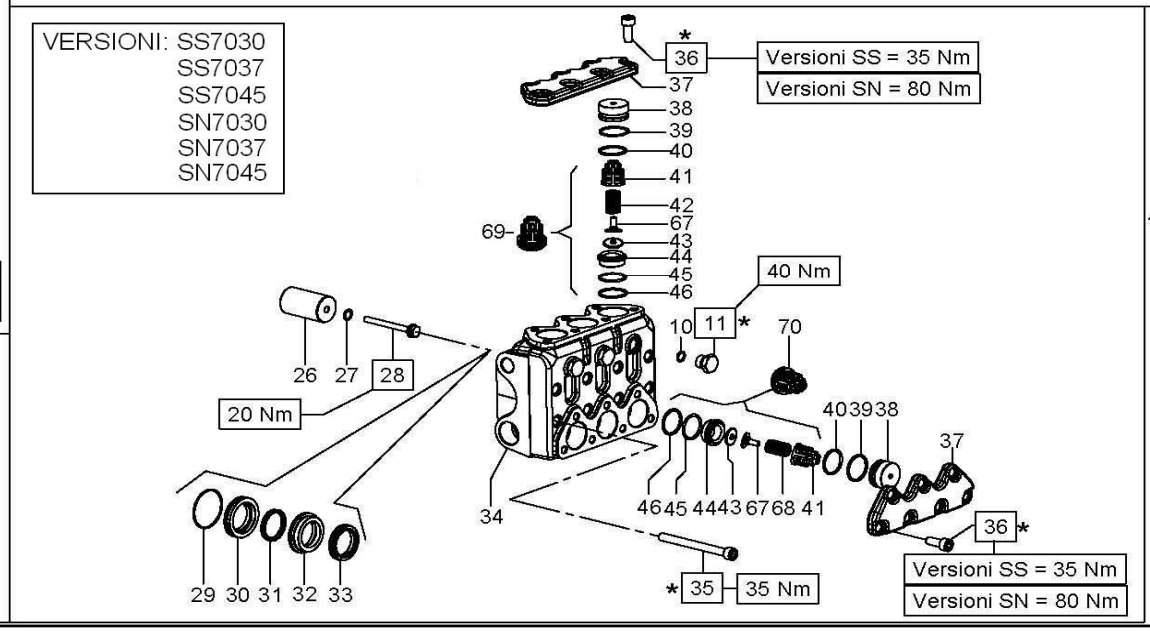


* Lubrificare il sottotesta con grasso tipo: Bisolfuro di molibdeno cod.12001500

Lubrificare con grasso al silicone OCILIS 250 cod.12001600 , solo sul diametro esterno i particolari pos.31-pos.33

**70SS**

**DIS. COD. 70.9510.00**

## KIT RICAMBIO – SPARE KIT

| | | SS7030 (D.20) | SS7037 (D.22) | SS7045 (D.24) | SS7061H (D.28) | SS7070H (D.30) | SS7091H (D.36) |
|---|---|---|---|---|---|---|---|
| A | Kit tenute pompanti – Plunger packing kit | KIT 238 | KIT 202 | KIT 2170 | KIT 2119 | KIT 2204 | KIT 212 |
| B | Kit valvole d'aspirazione – Inlet valves kit | KIT 2120 | KIT 2120 | KIT 2120 | KIT 2040 | KIT 2040 | KIT 2040 |
| C | Kit valvole di mandata – Outlet valves kit | KIT 2121 | KIT 2121 | KIT 2121 | | | |
| D | Kit tenute complete – Complete seals kit | KIT 2211 | KIT 2212 | KIT 2171 | KIT 2122 | KIT 2213 | KIT 2041 |
| E | Kit bronzine bielle – Conrod bushing kit | KIT 2156 (STD) - 2157 (+0,25) - 2158 (+0,50) | | | | | |

INTERPUMP GROUP

**SS7030 SS7061H**
**SS7037 SS7070H**
**SS7045 SS7091H**

| POS | CODE CODICE | DESCRIPTION DESCRIZIONE | KIT | NR. PCS. |
|---|---|---|---|---|
| 1 | 70.0100.22 | CARTER POMPA | | 1 |
| 2 | 91.8477.00 | CUSCINETTO RULLI CON. 33207 | | 2 |
| 3 | 90.3915.00 | OR D. 80.6x2.62 NBR SH. 70 3318 | D | 2 |
| 4 | 70.2200.81 | SPESSORE DI RASAMENTO 0.1 mm. | | - |
| | 70.2203.81 | SPESSORE DI RASAMENTO 0.25 mm. | | |
| 5 | 90.0756.00 | ANELLO SEEGER D. 45 | D | 1 |
| 6 | 70.2118.01 | SPIA LIVELLO OLIO | | 1 |
| 7 | 90.3877.00 | OR D. 39.34x2.62 NBR SH. 70 3156 | D | 1 |
| 8 | 70.1501.22 | COPERCHIO LATERALE LATO SPIA | | 1 |
| 9 | 99.1852.00 | VITE M6x16 UNI 5931 | | 20 |
| 10 | 90.3833.00 | OR D. 13.95x2.62 NBR SH. 70 3056 - SS7091H | D | 1÷4 |
| | 90.3585.00 | OR D. 10.82x1.78 NBR SH. 70 2043 | D | 3 |
| 11 | 98.2100.66 | TAPPO G 3/8"x13 - SS7091H | | 1÷4 |
| | 98.2046.66 | TAPPO G 1/4"x13 | | 3 |
| 12 | 98.2115.00 | TAPPO CON ASTA D. 21.5x70 | | 1 |
| 13 | 70.1600.22 | COPERCHIO POSTERIORE CARTER | | 1 |
| 14 | 90.3942.00 | OR D. 190.17x2.62 NBR SH. 70 3750 | D | 1 |
| 15 | 98.2005.00 | TAPPO PER FORO D. 15 | | 5 |
| 16 | 99.3123.00 | VITE SERRAGGIO BIELLA | | 6 |
| 17 | 70.0200.35 | ALBERO A GOMITI C.23 | | 1 |
| 18 | 91.4900.00 | LINGUETTA 8x7x70 UNI 6604 | | 1 |
| 19 | 70.1500.22 | COPERCHIO LATERALE LATO PTO | | 1 |
| 20 | 90.1668.00 | ANELLO RAD. D. 35x52x7 | D | 1 |
| 22 | 70.0500.15 | GUIDA PISTONE | | 3 |
| 23 | 97.7420.00 | SPINOTTO D. 18x36 | | 3 |
| 24 | 90.1677.00 | ANELLO RAD. D. 36x47x6/7.5 | D | 3 |
| 25 | 96.7099.00 | ROSETTA D. 10x45x1 | | 3 |
| 26 | 70.0400.09 | PISTONE D. 20x95 | | 3 |
| | 70.0401.09 | PISTONE D. 22x95 | | |
| | 70.0402.09 | PISTONE D. 24x62 | | |
| | 70.0403.09 | PISTONE D. 28x62 | | |
| | 70.0404.09 | PISTONE D. 30x95 | | |
| | 70.0405.09 | PISTONE D. 36x62 | | |
| 27 | 90.3671.00 | OR D. 11x2 | D | 3 |
| 28 | 70.2218.66 | VITE FISSAGGIO PISTONE | | 3 |
| 29 | 90.3626.00 | OR D. 50,52x1,78 NBR SH. 70 2200 | D | 3 |
| 30 | 70.0815.66 | ANELLO DI FONDO D. 20 | | 3 |
| | 70.0816.66 | ANELLO DI FONDO D. 22 | | |
| | 70.0813.66 | ANELLO DI FONDO D. 24 | | |
| | 70.0811.66 | ANELLO DI FONDO D. 28 | | |
| | 70.0814.66 | ANELLO DI FONDO D. 30 | | |
| | 70.0810.66 | ANELLO DI FONDO D. 36 | | |

| POS | CODE CODICE | DESCRIPTION DESCRIZIONE | KIT | NR. PCS. |
|---|---|---|---|---|
| 31 | 90.2250.00 | ANELLO TEN. ALT. D. 20x26,15 LP | A-D | 3 |
| | 90.2300.00 | ANELLO TEN. ALT. D. 22x26,15 LP | A-D | |
| | 90.2350.00 | ANELLO TEN. ALT. D. 24x30,15 LP | A-D | |
| | 90.2381.00 | ANELLO TEN. ALT. D. 28x34,15 LP | A-D | |
| | 90.2759.50 | ANELLO TEN. ALT. D. 30x36,1 LP | A-D | |
| | 90.2400.00 | ANELLO TEN. ALT. D. 36x42,15 LP | A-D | |
| 32 | 70.2236.66 | ANELLO INTERMEDIO D. 20 | | 3 |
| | 70.2238.66 | ANELLO INTERMEDIO D. 22 | | |
| | 70.2226.66 | ANELLO INTERMEDIO D. 24 | | |
| | 70.2220.66 | ANELLO INTERMEDIO D. 28 | | |
| | 70.2235.66 | ANELLO INTERMEDIO D. 30 | | |
| | 70.2217.66 | ANELLO INTERMEDIO D. 36 | | |
| 33 | 90.2262.00 | ANELLO TEN. ALT. D. 20x35x9 HP | A-D | 3 |
| | 90.2310.00 | ANELLO TEN. ALT. D. 22x35x9 HP | A-D | |
| | 90.2364.00 | ANELLO TEN. ALT. D. 24x35x11,5 HP | A-D | |
| | 90.2380.00 | ANELLO TEN. ALT. D. 28x45x9 HP | A-D | |
| | 90.2771.00 | ANELLO TEN. ALT. D. 30x45x9 HP | A-D | |
| | 90.2410.00 | ANELLO TEN. ALT. D. 36x48x8 HP | A-D | |
| 34 | 70.1253.36 | TESTATA POMPA D. 20 | | 1 |
| | 70.1240.36 | TESTATA POMPA D. 22-24 | | |
| | 70.1252.36 | TESTATA POMPA D. 28-30 | | |
| | 70.1254.36 | TESTATA POMPA D. 28-30 - NPT | | |
| | 70.1235.36 | TESTATA POMPA D. 36 | | |
| | 70.1236.36 | TESTATA POMPA D. 36 - NPT | | |
| 35 | 99.3818.00 | VITE M10x110 UNI 5931 | | 8 |
| 36 | 99.3670.00 | VITE M10x25 UNI 5931 | | 14 |
| 37 | 70.2215.36 | COPERCHIO VALVOLE | | 2 |
| 38 | 70.2216.66 | TAPPO VALVOLE - SS7061H SS7070H SS7091H | | 6 |
| | 70.2221.66 | TAPPO VALVOLE - SS7030 SS7037 SS7045 | | |
| 39 | 90.5180.00 | ANELLO ANTIEST. D. 32.4x36.5x1.5 | D | 6 |
| 40 | 90.3865.00 | OR D. 29.82x2.62 NBR SH. 70 3118 | D | 6 |
| 41 | 36.2047.05 | GUIDA VALVOLA - SS7061H SS7070H SS7091H | | 6 |
| | 36.2097.51 | GUIDA VALVOLA - SS7030 SS7037 SS7045 | | |
| 42 | 94.7450.00 | MOLLA Dm. 16x27,5 - SS7061H SS7070H SS7091H | | 6 |
| | 94.7401.00 | MOLLA Dm. 12x17 - SS7030 SS7037 SS7045 | | 3 |
| 43 | 36.2010.76 | VALVOLA SFERICA - SS7061H SS7070H SS7091H | | 6 |
| | 36.2098.66 | VALVOLA SFERICA - SS7030 SS7037 SS7045 | | |
| 44 | 36.2070.66 | SEDE VALVOLA - SS7061H SS7070H SS7091H | | 6 |
| | 36.2094.66 | SEDE VALVOLA - SS7030 SS7037 SS7045 | | |
| 45 | 90.3865.00 | OR D. 29.82x2.62 NBR SH. 70 3118 | D | 6 |
| 46 | 90.5178.00 | ANELLO ANTIEST. D. 31x35.5x1.5 | D | 6 |
| 47 | 36.7154.01 | GR. VALVOLA - SS7061H SS7070H SS7091H | B-C | 6 |

| POS | CODE CODICE | DESCRIPTION DESCRIZIONE | KIT | NR. PCS. |
|---|---|---|---|---|
| 48 | 70.0305.01 | BIELLA COMPLETA | | 3 |
| 49 | 70.2225.51 | TAPPO CARTER | | 6 |
| 50 | 71.2259.51 | CAPPUCCIO TAPPO CARTER | | 3 |
| 51 | 90.9220.00 | SEMIBOCCOLA TESTA BIELLA - SUP. | E | 3 |
| | 90.9221.00 | SEMIBOCCOLA TESTA BIELLA +0.25 - SUP. | E | |
| | 90.9222.00 | SEMIBOCCOLA TESTA BIELLA +0.50 - SUP. | E | |
| 52 | 90.9223.00 | SEMIBOCCOLA TESTA BIELLA - INF. | E | 3 |
| | 90.9224.00 | SEMIBOCCOLA TESTA BIELLA +0.25 - INF. | E | |
| | 90.9225.00 | SEMIBOCCOLA TESTA BIELLA +0.50 - INF. | E | |
| 53 | 90.9100.00 | BOCCOLA PIEDE BIELLA | | 3 |
| 54 | 70.2237.66 | DISTANZIALE PER TENUTA D. 20-22 | | 3 |
| | 70.2222.66 | DISTANZIALE PER TENUTA D. 28-30 | | |
| 67 | 36.2101.51 | GUIDA INTERNA VALV. - SS7030 SS7037 SS7045 | | 6 |
| 68 | 94.7397.00 | MOLLA Dm. 11,4x20 - SS7030 SS7037 SS7045 | | 3 |
| 69 | 36.7167.01 | GR. VALV. DI MAND. - SS7030 SS7037 SS7045 | C | 3 |
| 70 | 36.7166.01 | GR. VALV. D'ASPIRAZ. - SS7030 SS7037 SS7045 | B | 3 |
| **CON FLANGIA "A" – WITH DIRECT DRIVE FLANGE** | | | | |
| 55 | 99.3084.00 | VITE M8x30 UNI 5931 | | 6 |
| 56 | 10.0673.20 | FLANGIA MOTORE IDRAULICO TIPO A | | 1 |
| **MOTORE IDR. SAE-B – SAE-B HYDR. MOTOR DRIVE** | | | | |
| 71 | 98.2060.00 | TAPPO PER FORO D. 15 | | 2 |
| 57 | 99.3136.00 | VITE M8x45 UNI 5931 | | 6 |
| 58 | 10.0755.47 | ELEMENTO ELASTICO GIUNTO D. 46 | | 1 |
| 59 | 10.7430.01 | GIUNTO ELASTICO D. 30x25.4 | | 1 |
| 60 | 10.0752.20 | FLANGIA MOTORE IDRAULICO SAE-B | | 1 |
| **PDF AUSILIARIA – AUXILIARY PTO** | | | | |
| 9 | 99.1854.00 | VITE M6x16 UNI 5931 | | 6 |
| 18 | 91.4900.00 | LINGUETTA 8x7x70 UNI 6604 | | 1 |
| 19 | 70.1500.22 | COPERCHIO LATERALE LATO PTO | | 1 |
| 20 | 90.1668.00 | ANELLO RAD. D. 35x52x7 | | 1 |
| 61 | 70.0205.35 | ALBERO ECC. D.PTO | | 1 |
| 62 | 97.6152.00 | SPINA D. 5x10 | | 1 |
| 63 | 70.2234.54 | DISPOSITIVO DOPPIA PTO SERIE 70 | | 1 |
| 64 | 96.7160.00 | ROSETTA D. 12x18x1 | | 1 |
| 65 | 99.4295.00 | VITE M12x35 UNI 5931 | | 1 |
| **CON SISTEMA FLUSHING – FLUSHING SYSTEM** | | | | |
| 66 | - | TESTATA FLUSHING | | 1 |